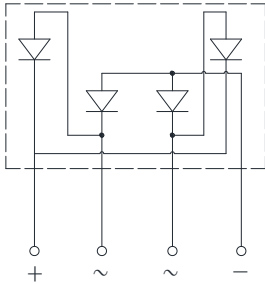



## Bridge Rectifiers



### Features

- UL recognition, file #E230084
- Thin single in-line package
- High surge current capability
- Solder dip 275 °C max. 7 s, per JESD 22-B106

### Typical Applications

General purpose use in AC/DC bridge full wave rectification for switching power supply, home appliances, office equipment, industrial automation applications.

### Mechanical Data

- **Package:** 6KBJ  
Molding compound meets UL 94 V-0 flammability rating, RoHS-compliant
- **Terminals:** Tin plated leads, solderable per J-STD-002 and JESD22-B102
- **Polarity:** As marked on body

### ■Maximum Ratings (Ta=25°C Unless otherwise specified)

PARAMETER	SYMBOL	UNIT	GBJ8005	GBJ801	GBJ802	GBJ804	GBJ806	GBJ808	GBJ810
Device marking code			GBJ8005	GBJ801	GBJ802	GBJ804	GBJ806	GBJ808	GBJ810
Repetitive peak reverse voltage	VRRM	V	50	100	200	400	600	800	1000
Average rectified output current @60Hz sine wave, R-load	With heatsink Tc =87°C	IO	A	8.0					
	Without heatsink Ta =25°C			3.5					
Surge(non-repetitive)forward current @60Hz half sine wave, 1 cycle, Tj=25°C	IFSM	A	175						
Current squared time @ 1ms≤t≤8.3ms Tj=25°C, Rating of per diode	I <sup>2</sup> t	A <sup>2</sup> s	127						
Storage temperature	Tstg	°C	-55 ~+150						
Junction temperature	Tj	°C	-55 ~+150						
Dielectric strength @ terminals to case, AC 1 minute	Vdis	KV	2.5						
Mounting torque @recommend torque: 5kg·cm	Tor	kg·cm	8						

### ■Electrical Characteristics (Ta=25°C Unless otherwise specified)

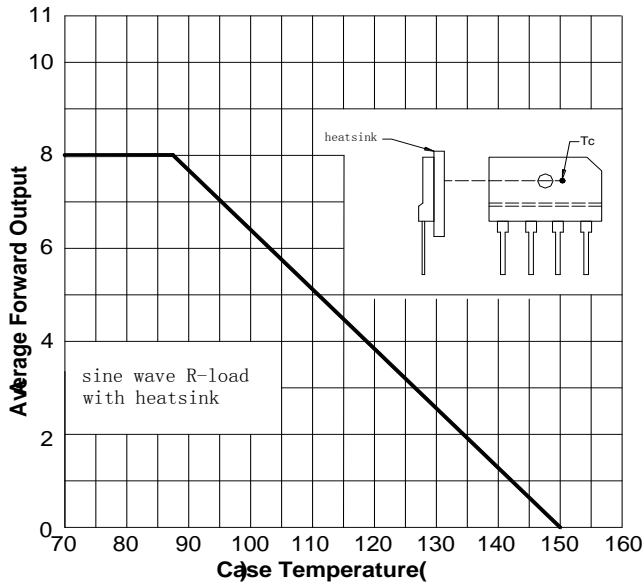
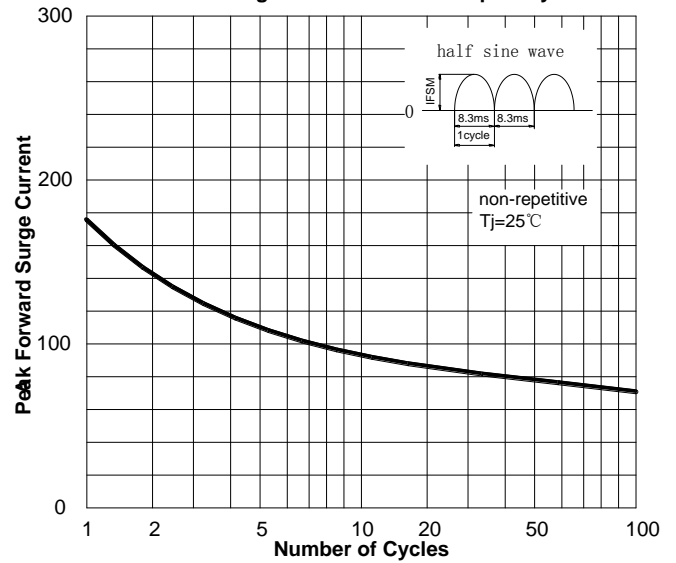
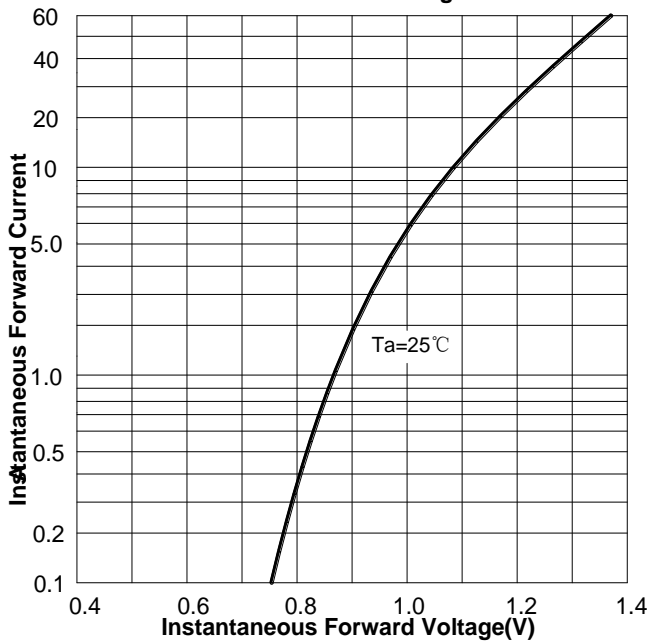
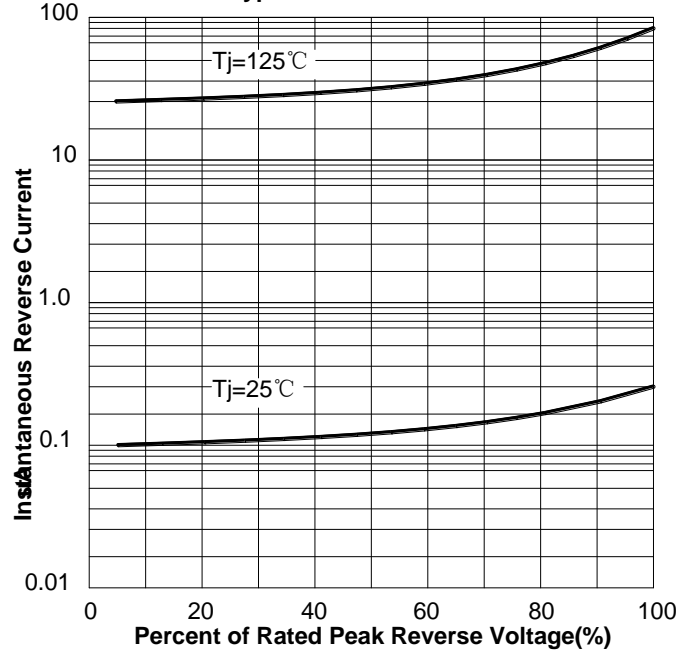
PARAMETER	SYMBOL	UNIT	TEST CONDITIONS	GBJ8005	GBJ801	GBJ802	GBJ804	GBJ806	GBJ808	GBJ810
Maximum instantaneous forward voltage drop per diode	VF	V	IFM=4.0A	1.00						
Maximum DC reverse current at rated DC blocking voltage per diode	I <sub>RRM</sub>	μA	V <sub>RM</sub> =V <sub>RRM</sub>	5						

**■ Thermal Characteristics** ( $T_a=25^{\circ}\text{C}$  Unless otherwise specified)

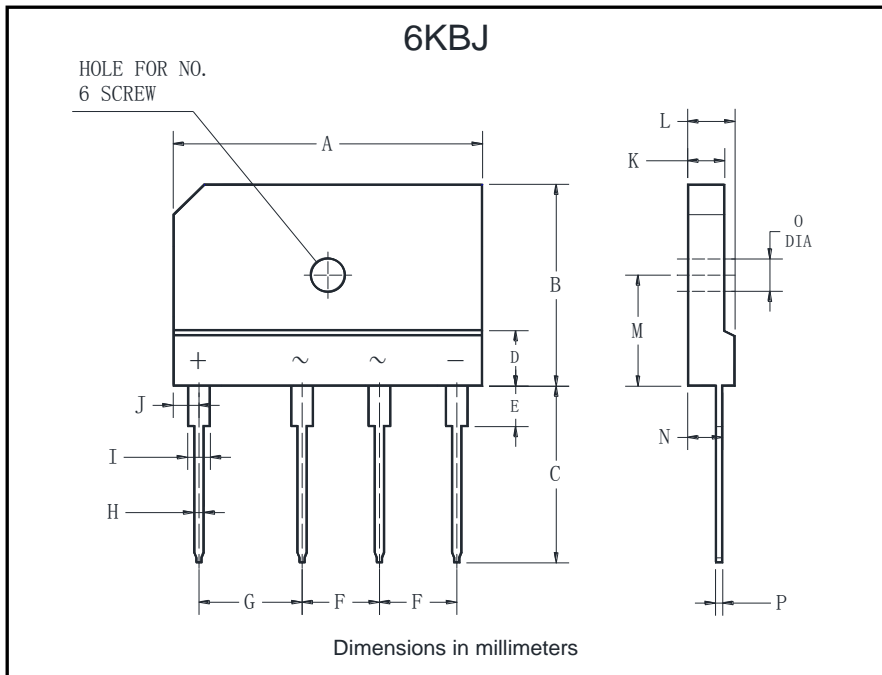
PARAMETER		SYMBOL	UNIT	GBJ8005	GBJ801	GBJ802	GBJ804	GBJ806	GBJ808	GBJ810
Thermal Resistance	Between junction and ambient, Without heatsink	$R_{\theta J-A}$	$^{\circ}\text{C}/\text{W}$	25.0						
	Between junction and case, With heatsink	$R_{\theta J-C}$		2.3						

**■ Ordering Information (Example)**

PREFERED P/N	PACKING CODE	UNIT WEIGHT(g)	MINIIMUM PACKAGE(pcs)	INNER BOX QUANTITY(pcs)	OUTER CARTON QUANTITY(pcs)	DELIVERY MODE
GBJ8005 THRU GBJ810	B1	Approximate 6.5	15	750	1500	TUBE

**■ Characteristics (Typical)**
**FIG1:  $I_o$ - $T_c$  Curve**

**FIG2: Surge Forward Current Capability**

**FIG3: Forward Voltage**

**FIG4: Typical Reverse Characteristics**


■ Outline Dimensions



6KBJ		
Dim	Min	Max
A	29.7	30.3
B	19.7	20.3
C	17.0	18.0
D	4.8	5.8
E	3.8	4.2
F	7.3	7.7
G	9.8	10.2
H	0.9	1.1
I	2.0	2.4
J	2.3	2.7
K	3.4	3.8
L	4.4	4.8
M	10.8	11.2
N	3.1	3.7
O	3.1	3.4
P	0.6	0.8